

Write the small cursive a. Say "a" and write the a.

a



a



a



Say "a" and write the capital A.



A



A



A

Circle all the a's you see.

a t p h a t

p h a t p h

a t p h a t

p h a t p h



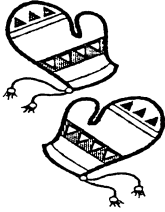













Circle all the A's you see.

a g P H a

g P H a g

P H a g P

Say the name of the picture. If the name of the picture begins with the sound of *a*, write a capital and lower case *a* in the space below the picture.

			
<i>Aa</i>			
			
			
			

WRITING PRACTICE IN PATTERNS

2 - 1 > aa a > > > > >

2 - 2 > aa aa > > > >

3 - 4 > aaa aaaa > >

5 - 1 > aaaaa a > >

1 - 3 > a aaa ↓

4 - 2 > aaaa aa ↓

3 - 3 > aaaa aa ↓

